



# INDAUX



fitting for lids, drop-down  
and lift-up doors "DELTA"



# fitting for lids, drop-down and lift-up doors “DELTA”



INDAUX PRESENTS ITS NEW MULTI-FUNCTIONAL FITTING FOR LIFT-UP, DROP-DOWN HINGED DOORS AND LIDS. IT HOLDS THE DOOR OPEN AND, DEPENDING ON ITS ADJUSTMENT, BRAKES THE DOOR AS IT DROPS OR HOLDS IT IN INTERMEDIATE POSITIONS. THE FITTING ITSELF MAY BE FITTED ON THE RIGHT OR ON THE LEFT. THE UNUSUAL DESIGN GIVES THE ELEMENT STYLISH LINES, REDUCED SIZE, AND MAKES IT EXTREMELY HARD-WEARING.





IT IS ALSO ADAPTABLE  
TO GLASS DOORS WITH  
ALUMINIUM FRAMES.

## REFERENCES

### FITTING FOR HINGED DOORS AND LIDS

	REFERENCE
NICKEL PLATED ZAMAK	810.000.063

SUPPLIED IN BOXES OF 100 FITTINGS.

### BRACKET FOR FIXING TO THE SIDE PANEL

DRILLING DISTANCE		REFERENCE
HINGED DOORS	LIDS	
28 MM.	50 MM.	810.328.061
37 MM.	59 MM.	810.237.062

SUPPLIED IN BOXES OF 100 FITTINGS.

### BRACKET FOR FIXING TO THE DOOR

TYPE OF DOOR	REFERENCE
TIMBER	810.400.065
ALUMINIUM FRAME	810.500.062

SUPPLIED IN BOXES OF 100 FITTINGS.

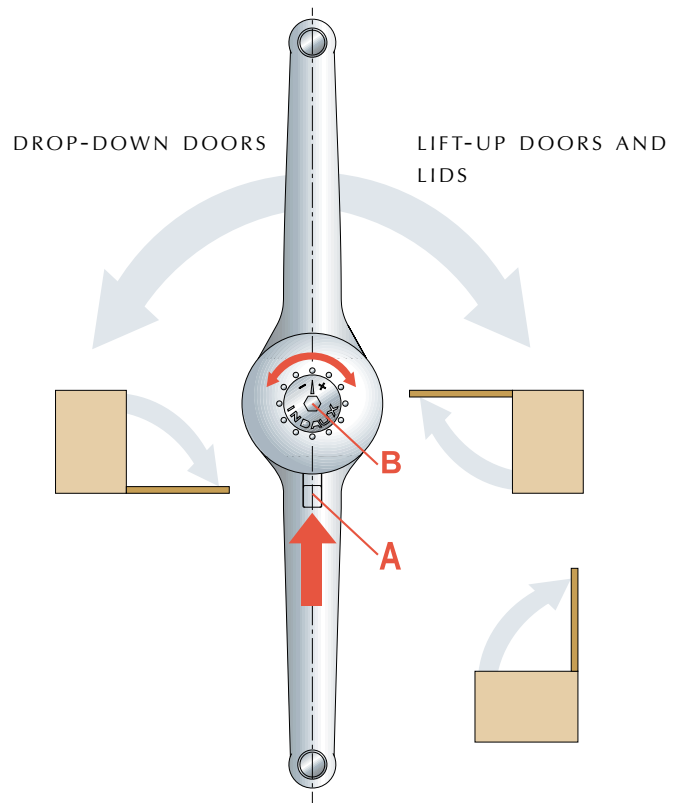
### BAG OF FITTINGS

	REFERENCE
1 FITTING +1 BRACKET FOR SIDE +1 BRACKET FOR DOOR	810.100.060

SUPPLIED IN BOXES OF 50 BAGS EACH CONTAINING ONE FITTING FOR HINGED DOORS AND LIDS, ONE BRACKET FOR FIXING TO THE SIDE PANEL 37 MM FROM THE EDGE AND ONE BRACKET FOR TIMBER DOORS.



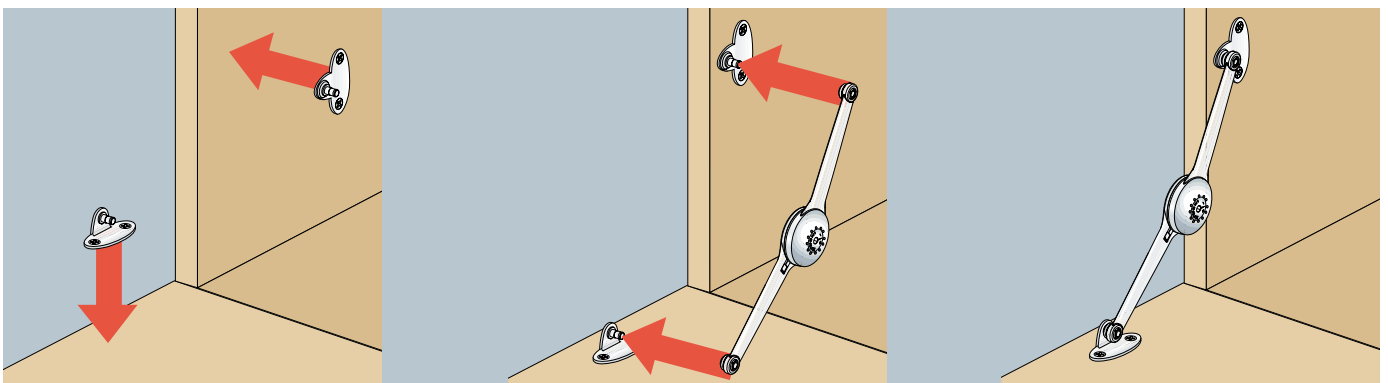
## CONFIGURATION OF FITTING



DEPENDING ON THE FORCE ADJUSTMENT, A VARIETY OF POSITIONS CAN BE ACHIEVED WITH THE 4 MM ALLEN SCREW (B), FROM SIMPLY BRAKING THE DOOR WHEN DROPPING TO THE INTERMEDIATE POSITIONING OF THE DOOR.

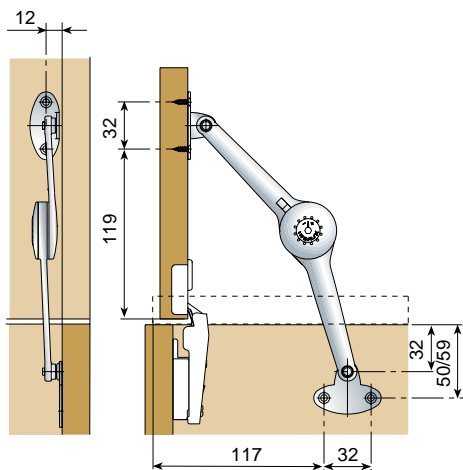
SIMPLY PRESSING THE ACTUATOR (A) PERMITS THE UPPER ARM TO BE PASSED TO ONE SIDE OR THE OTHER, CHANGING THE BRAKING ACTION FROM BRAKING WHEN CLOSING TO BRAKING WHEN OPENING. IN THIS WAY THE FUNCTIONING FOR LIFT-UP DOORS AND LIDS IS CHANGED TO FUNCTIONING FOR DROP-DOWN DOORS.

## ASSEMBLING OF THE FITTING

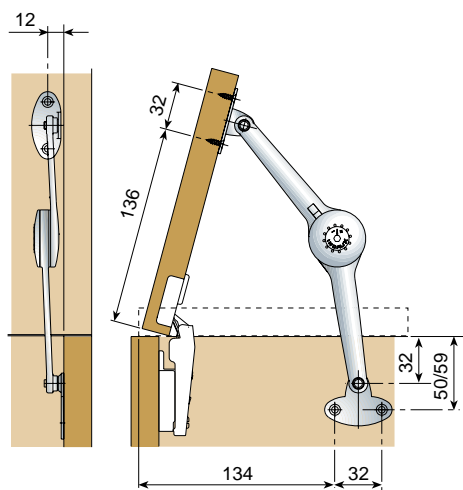
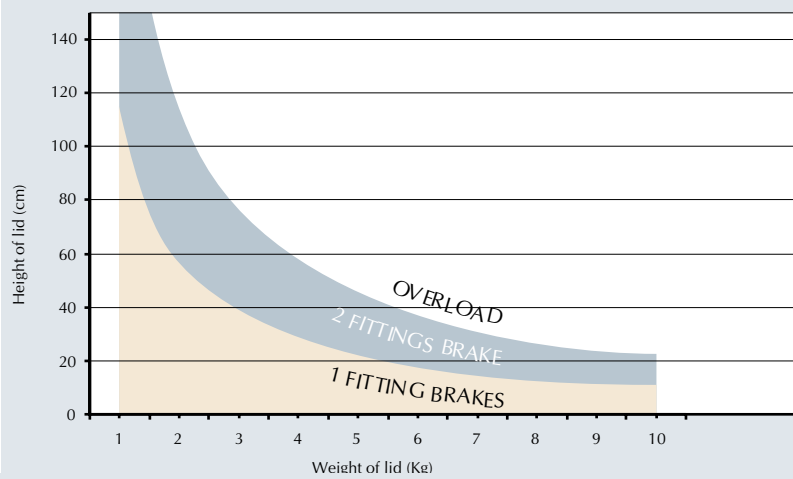


THE FITTING IS VERY EASY TO ASSEMBLE. WHEN THE BRACKETS HAVE BEEN SCREWED IN PLACE INDEPENDENTLY, THE FITTING CAN BE FITTED INTO THEM MANUALLY, AND IT CAN THEREFORE BE SUPPLIED SEPARATELY.

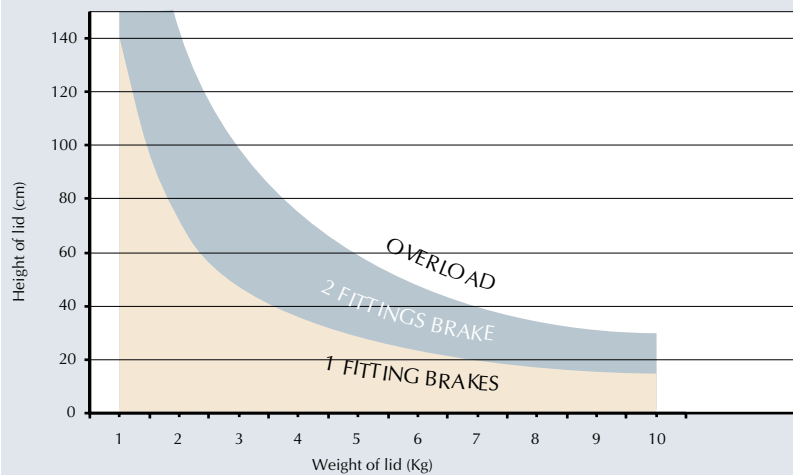
# technical data



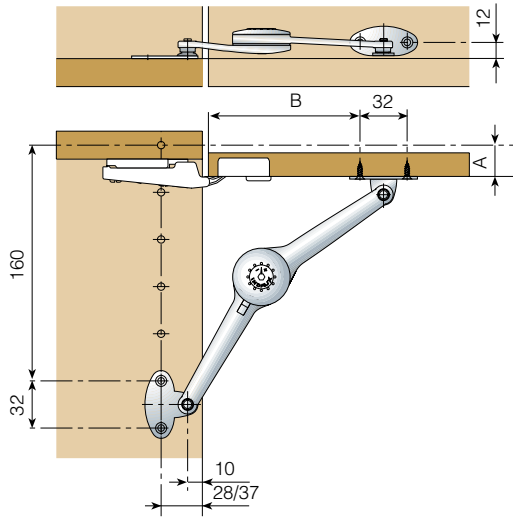
LIFTABLE TO 90° LID



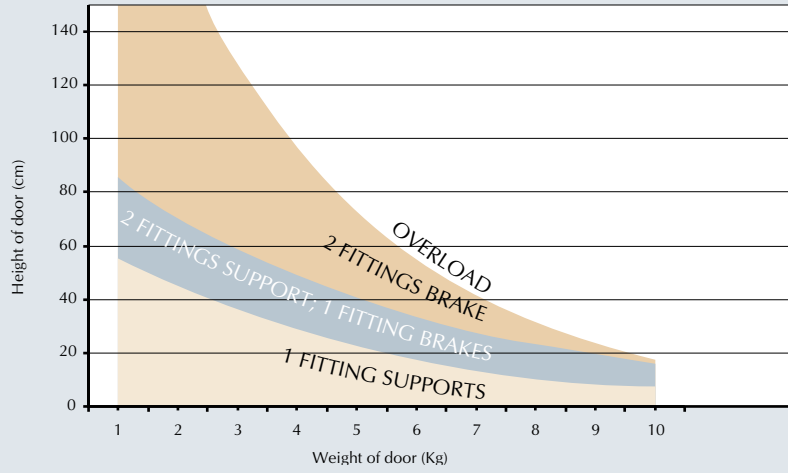
LIFTABLE TO 75° LID



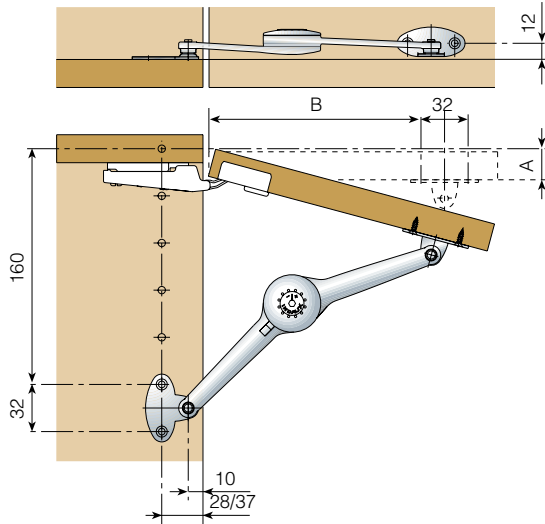
A	B
8	90
9	91
10	92
11	93
12	95
13	96
14	97
15	98
16	99
17	100
18	101
19	102
20	103
21	103
22	104
23	105
24	105
25	106



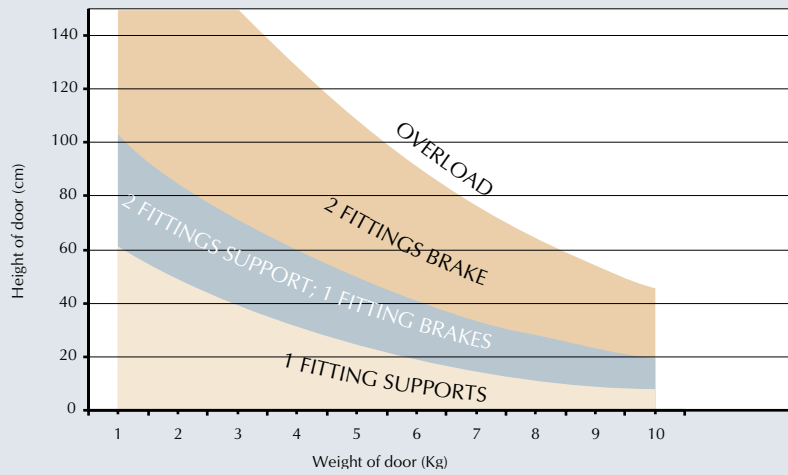
### LIFTABLE TO 90° DOOR



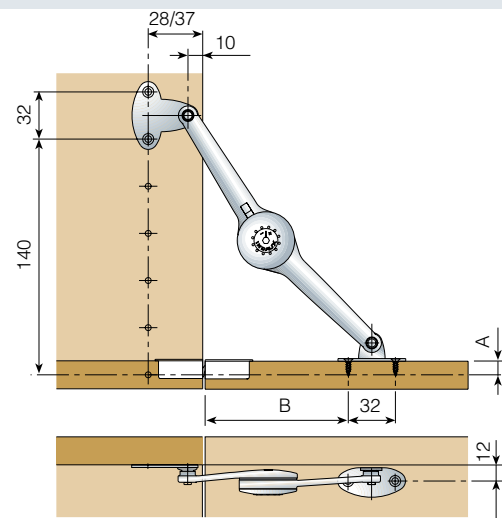
A	B
8	132
9	133
10	134
11	135
12	137
13	138
14	139
15	140
16	141
17	142
18	143
19	143
20	144
21	144
22	145
23	146
24	146
25	147



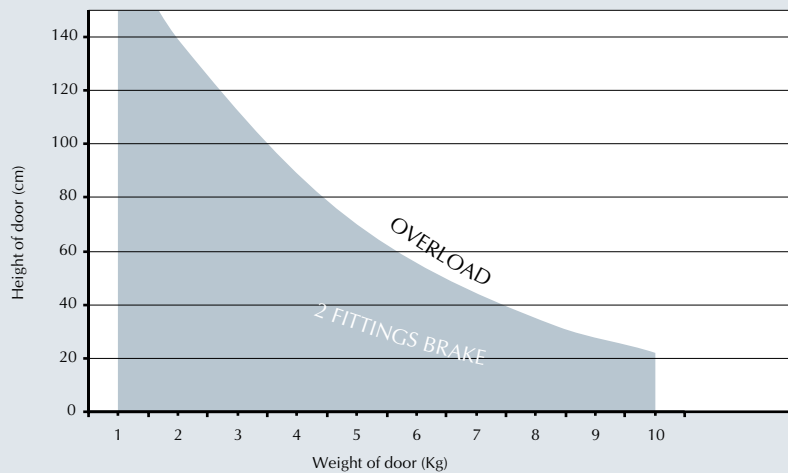
### LIFTABLE TO 75° DOOR



A	B
8	98
9	99
10	100
11	101
12	103
13	104
14	105
15	106
16	107
17	108
18	109
19	110
20	111
21	111
22	112
23	113
24	113
25	114



### DROP-DOWN DOOR



Remark: "Delta" fittings are intended to brake the falling down of the door. When using 2 fittings in one door, please be sure that both fittings are mounted according to this principle.



# INDAUX

Industrias Auxiliares (INDAUX), S.A.  
San Prudencio, s/n 20808 GETARIA (Guipúzcoa)  
SPAIN.  
Telf. +34 943.140.300  
Fax. +34 943.140.534  
Apto. Correos 132 - 20800 ZARAUTZ (Guipúzcoa)  
ESPAÑA  
E-mail: [indaux@indaux.com](mailto:indaux@indaux.com)

INDAUX UK Ltd.  
MGA House  
Ray Mill Road East  
Maidenhead  
Berkshire  
United Kingdom SL6 8ST  
Tel. +44 1628.780.250  
Fax. +44 1628.780.251  
E-mail: [uk@indaux.com](mailto:uk@indaux.com)

INDAUX GmbH  
Spexarder Str. 138  
33335 GÜTERSLOH  
Deutschland  
Tel. +49 524.176.062/3/5  
Fax. +49 524.176.064  
E-mail: [deutschland@indaux.com](mailto:deutschland@indaux.com)

For more information, visit our web page or  
send us an e-mail to::

**Web: [www.indaux.com](http://www.indaux.com)**  
**E-mail: [info@indaux.com](mailto:info@indaux.com)**

